

## ALGEBRA 1B SYLLABUS

**TEACHER:** Ms. Boruch

**WEBSITE:** <http://boruchmath.weebly.com/algebra-1b2.html>

Please visit our website *daily* for additional announcements, notes, references, homework assignments, important dates, etc.

**COURSE DESCRIPTION:** This course is designed to help students understand the basic concepts of Algebra I. The course focuses on building a strong foundation of critical mathematical skills & logical reasoning that will be beneficial throughout high school & beyond. Topics covered include:

- |                        |                            |                         |
|------------------------|----------------------------|-------------------------|
| ★ Linear Relationships | ★ Relations & Functions    | ★ Quadratics            |
| ★ Radicals & Exponents | ★ Systems of Equations     | ★ Exponential Functions |
| ★ Polynomials          | ★ Absolute Value Functions | ★ Non-Linear Functions  |

**\*Note:** Students are expected to be proficient in and utilize the concepts of 8<sup>th</sup> grade Algebra throughout Algebra I.

**COURSE TEXTBOOK:** Prentice Hall Mathematics: Algebra 1.

Additional notes, references, homework assignments, etc. can be found at <http://boruchmath.weebly.com/algebra-1b2.html>.

**COURSE GRADING POLICY:** Students will be graded at multiple instances each week via class work assignments, homework assignments, quizzes, tests, application projects, and other alternative assessments (including journals and participation). Student performance will be reflected as a marking period grade four times per year, based upon the scale below.

|                                                                        |     |
|------------------------------------------------------------------------|-----|
| Quizzes                                                                | 50% |
| Tests/Projects                                                         | 35% |
| Alternative Assessments                                                | 15% |
| (includes entrance/exit slips, homework, participation, journals, etc) |     |

(You are essentially graded on a weighted point system. For example, a 20-point quiz is worth more than a 20-point test, since quizzes comprise a higher percentage of your marking period grade.)

**ABSENCES:** If you are absent, you are responsible for finding out what lessons/assignments you have missed. Be sure to pick up any materials from the “While You Were Out” folder, check our class website for details, and arrange a time to meet with me to review the topics and skills you missed. Make up work for absences will be handled according to the policies outlined in the student handbook.

### **HOMEWORK:**

#### **General Homework Information**

- Practicing on your own is essential when it comes to learning mathematics; therefore, homework will be assigned on most nights. If you do not understand a problem, do not give up! Look back to your notes in order to attempt as much of the problem as possible. Use the online resources provided to you if necessary. Apply your problem-solving skills to the best of your ability (that is, think about what is known and unknown in the problem in order to discover relationships and plan strategies for solving). If you are still stuck on a problem, be sure to write the specific reasons as to why you are confused and/or specific questions you have for me about the problem. Please read all directions carefully and complete all parts of all required problems (including any “throwback” problems) in order to receive full credit.

- There will also be some online homework assignments through [www.tenmarks.com](http://www.tenmarks.com), for which you will receive more information soon!

## General Homework Expectations

- Check [boruchmath.weebly.com](http://boruchmath.weebly.com) every night to stay on task.
- On a daily basis, you are expected to take out your homework and “post” any problems you would like to go over, and begin checking your answers and/or answering any prompts written on the board upon entering the classroom (before the bell rings).
- Homework quizzes may also be utilized.

## Late Homework

- Homework will be accepted no more than *one day* late for partial credit, unless there are special circumstances.

## **REQUIRED MATERIALS:** Please bring the following materials to class each day.

- Agenda book/planner
- Binder to store assessments to use as a reference when studying for summative tests (midterms, finals, etc)
- A binder with white lined paper or a notebook to take notes and complete class work in
- A separate binder with white lined paper or notebook to complete homework in.
- \*If you choose notebooks as opposed to binders for, you may want to have a few file folders to store any handouts, assessments, etc. If a different organizational strategy works for you, please let me know, and that will be fine as well!
- Sharpened pencils and an eraser.
- One pack of post-its
- Lots of positivity, tons of confidence, and an open mind! ☺

\*Please note that your materials will need to be replenished throughout the year (especially pencils ☺), and that you can file your work from previous units at home once a new unit is completed.

\*You should also clean out your binders/folders after each unit, and keep your work organized at home to reference when studying for summative assessments.

## **CLASS RULES:**

**\*1:** Our time in class is to be valuable and productive. Therefore, you must be *on time, prepared, and ready to learn* each day. Have all of your materials, due assignments, and a “ready to learn” mindset with you when you enter class each day.

**\*2:** You deserve a safe and encouraging learning environment. Thus, you must be *courteous and respectful to all teachers, administrators, and students, including yourself!* This includes immediately following directions and keeping your hands, feet, objects, and disrespectful comments to yourself. I hold a zero tolerance policy when it comes to insults/putdowns of any kind. You should also expect others to treat you with courtesy and respect, so please make me aware of any situations in which they do not.

**\*3:** Your purpose is to learn to your best ability and to help each other learn. I am here to support you, but you must *pay attention and refrain from interrupting others*. This also implies that eating/drinking (other than water or doctor’s orders) and use of cell phones, iPods, iPads, and other electronic devices are forbidden during class without approval or directions to use.

**\*4:** As a member of Cranford High School, you must *follow all school rules and policies*. Lack of adherence will be dealt with in accordance with the consequences outlined in the student handbook.

## CLASS PROCEDURES

### ☞ **Entering & Exiting the Classroom**

Every instant provides great opportunity to learn, so we are to make the most of our time. You are expected to enter the classroom calmly and quietly, before the bell rings. Sit in your assigned seat, have your materials and due homework and homework log out, and begin checking your homework and/or working on the instructed entrance activity.

You are not to pack up your belongings until instructed to do so. Please do not line up at the door to leave. All desks and materials must be returned to their appropriate places before you leave the room.

### ☞ **Classroom Attendance**

Your attendance in class is vital for you to succeed. Therefore, please visit the restroom, your locker, the water fountain, etc. during the passing time between your classes. Emergencies are the only exception, and I will never deny your requests to use the restroom or water fountain, but please do not take advantage of this.

### ☞ **Graded Work/Late Work**

All work that will be handed in for a grade must be completed in pencil and contain your name, the date of the assignment, and your class period. Be sure to hand in all assignments on time, as points will be deducted daily for lateness. You may not collaborate on graded work unless instructed to do so.

### ☞ **Material Responsibilities**


You will have access to a graphing calculator to use in class; however you may want to have one at home to use as well. You are responsible for returning your calculators and any classroom materials to the appropriate place at the end of each class period.


### ☞ **Extra Help**


My goal is for you to succeed in this class, so I am more than eager to assist you with any concepts you may be struggling with. All you have to do is ask and be honest! Please schedule an appointment to meet with me during the lunch block, or before/after school. If there is any way I can further help you succeed, please do not hesitate to let me know.


## KEYS TO SUCCESS


 Be Prepared.


 Believe in yourself!


 Do your very best!


 Challenge yourself.


 Stay positive!


 Stay confident!

 Treat every experience (good and bad) as a learning opportunity.


 Don't hesitate. (Topics in math build upon one another; so if you need help, let me know ASAP)


 Encourage and help one another.

 Have an open mind!


 Ask questions! (There's no such thing as a "stupid" one!)


 Sustain your willpower to do your best, especially if times are tough!

 Maintain integrity in all that you do!

 Make the best of every opportunity.

 Assert respect and concern for yourself and for others.

 Remember that you're always capable of growing.

 Constantly evaluate your progress.

*Through following the ideas outlined within this syllabus, you are setting yourself up for success and accomplishment! My goal is to help you along your way! ☺*

*Ms. Boruch*

*Please Complete This Syllabus Scavenger Hunt* 😊

1. Are you graded using percentages or points?
2. Alternate assessments include \_\_\_\_\_.
3. What is our class website, and how often should you check for updates?
4. Which page on the class website will outline details of upcoming assignments/due dates?
5. Briefly describe what is expected of you upon entering the classroom.
6. What should you do if you are absent?
7. When am I available for extra help?
8. What should you do if you are stuck on a homework problem?
9. Based on the keys for success, describe in your own words how you can set yourself up to succeed.

-----

(Please only turn in this page, and keep your syllabus somewhere safe and easy to reference.)

**Period:** \_\_\_\_\_

**I have thoroughly read, understand, and agree to abide by  
the policies and procedures outlined within this course syllabus.**

\_\_\_\_\_  
**Student Name (printed)**

\_\_\_\_\_  
**Student Signature**

\_\_\_\_\_  
**Date**

\_\_\_\_\_  
**Parent/Guardian Name (printed)**

\_\_\_\_\_  
**Parent/Guardian Signature**

\_\_\_\_\_  
**Date**

**\*Parent/Guardian Email Address:** \_\_\_\_\_

**\*Please check the appropriate box:**

☐ **My child and I HAVE access to the Internet at home.**

☐ **My child and I DO NOT HAVE access to the Internet at home.**